


HEX CAP SCREWS

Metric - Fine  
DIN 960-961

7AA




LENGTH	DIAMETER				
	8 (1.0)	10 (1.0)	10 (1.25)	12 (1.5)	14 (1.5)
10	08-010	---	---	---	---
16	08-016	---	10-016	---	---
20	08-020	09-020	10-020	12-020	14-020
25	08-025	09-025	10-025	12-025	14-025
30	08-030	09-030	10-030	12-030	14-030
35	08-035	09-035	10-035	12-035	14-035
40	08-040	09-040	10-040	12-040	14-040
45	08-045	09-045	10-045	12-045	---
50	08-050	09-050	10-050	12-050	14-050
55	08-055	---	10-055	12-055	14-055
60	08-060	09-060	10-060	12-060	14-060
65	---	---	10-065	12-065	14-065
70	08-070	09-070	10-070	12-070	14-070
75	---	---	10-075	12-075	14-080
80	08-080	09-080	10-080	12-080	---
90	---	---	10-090	12-090	14-090
100	---	---	10-100	12-100	14-100
110	---	---	---	12-110	14-110
120	---	---	---	12-120	14-120
130	---	---	---	---	14-130
140	---	---	---	---	14-140
150	---	---	---	---	14-150

**HEX CAP SCREWS**

**7AA**

**Metric - Fine  
DIN 960-961**




LENGTH	DIAMETER			
	16 (1.5)	18 (1.5)	20 (1.5)	24 (2.0)
20	16-020	---	---	---
25	16-025	---	---	---
30	16-030	---	---	---
35	16-035	---	---	---
40	16-040	---	20-040	---
45	16-045	---	20-045	---
50	16-050	---	20-050	---
55	16-055	---	20-055	---
60	16-060	---	20-060	---
65	16-065	18-065	20-065	---
70	16-070	18-070	20-070	---
75	16-075	---	20-075	---
80	16-080	18-080	20-080	24-080
90	16-090	18-090	20-090	24-090
100	16-100	18-100	20-100	24-100
110	16-110	18-110	20-110	24-110
120	16-120	18-120	20-120	24-120
130	16-130	18-130	20-130	24-130
140	16-140	18-140	20-140	24-140
150	16-150	18-150	20-150	24-150

**HEX CAP SCREWS**

**8AA**

**Metric - Fine  
DIN 960-961**



LENGTH	12 (1.25)
20	12-020
25	12-025
30	12-030
35	12-035
40	12-040
45	12-045
50	12-050
55	12-055
60	12-060
70	12-070
80	12-080
90	12-090
100	12-100
110	12-110
120	12-120

**METRIC TECHNICAL INFO  
DIAMETER/PITCH CHART**

DIAMETER	M3	M4	M5	M6	M8	M10	M12	M14	M16	M20
COURSE THREAD	.5	.7	.8	1.0	1.25	1.5	1.75	2.0	2.0	2.5
FINE THREAD	--	--	--	--	1.0	1.25	1.5	1.5	1.5	2.0